



opencart

Bridge Batchcode

User Guide

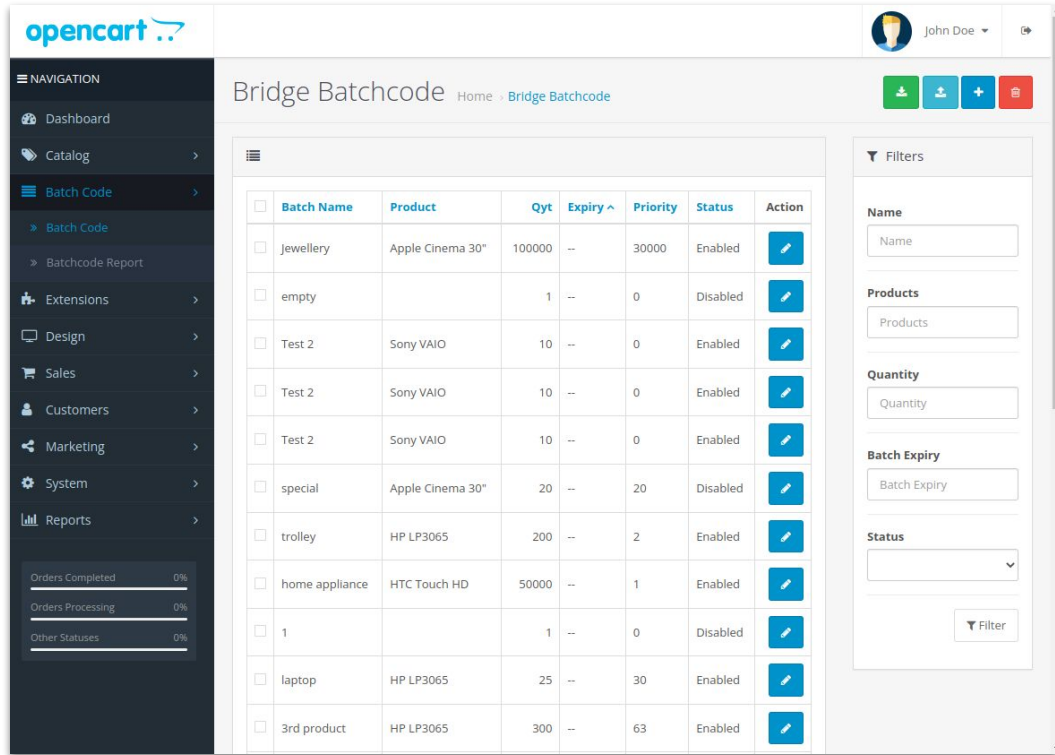
An Extension to Make Products into Batches

Bridge OpenCart Batchcode is a module to organize products into different batches and set quantity and expiry date for each batch. After an order being placed, the Admin can choose any of the batches to ship the product. The quantity automatically gets deducted from that batch, helping the Admin to manage products in different batches efficiently. The extension also helps the Admin to search the orders placed in each batch and track customers who purchased product from specific batches.




MENU

Go to Admin panel ->
Batch code




The screenshot displays the OpenCart admin interface for managing batch codes. The top navigation bar includes the OpenCart logo, the user name "John Doe", and several utility icons. The left sidebar contains a "NAVIGATION" menu with options like Dashboard, Catalog, Batch Code, Extensions, Design, Sales, Customers, Marketing, System, and Reports. The main content area is titled "Bridge Batchcode" and features a table of batch entries. The table columns are Batch Name, Product, Qty, Expiry, Priority, Status, and Action. The right sidebar contains a "Filters" section with input fields for Name, Products, Quantity, and Batch Expiry, along with a Status dropdown and a Filter button.





<input type="checkbox"/>	Batch Name	Product	Qty	Expiry ^	Priority	Status	Action
<input type="checkbox"/>	Jewellery	Apple Cinema 30"	100000	--	30000	Enabled	
<input type="checkbox"/>	empty		1	--	0	Disabled	
<input type="checkbox"/>	Test 2	Sony VAIO	10	--	0	Enabled	
<input type="checkbox"/>	Test 2	Sony VAIO	10	--	0	Enabled	
<input type="checkbox"/>	Test 2	Sony VAIO	10	--	0	Enabled	
<input type="checkbox"/>	special	Apple Cinema 30"	20	--	20	Disabled	
<input type="checkbox"/>	trolley	HP LP3065	200	--	2	Enabled	
<input type="checkbox"/>	home appliance	HTC Touch HD	50000	--	1	Enabled	
<input type="checkbox"/>	1		1	--	0	Disabled	
<input type="checkbox"/>	laptop	HP LP3065	25	--	30	Enabled	
<input type="checkbox"/>	3rd product	HP LP3065	300	--	63	Enabled	














Batch code

This page will list all the Batch codes, products and quantities.

 John Doe ▼
Logout

Bridge Batchcode Home > Bridge Batchcode

	Batch Name	Product	Qty	Expiry ^	Priority	Status	Action
<input type="checkbox"/>	Jewellery	Apple Cinema 30"	100000	--	30000	Enabled	
<input type="checkbox"/>	empty		1	--	0	Disabled	
<input type="checkbox"/>	Test 2	Sony VAIO	10	--	0	Enabled	
<input type="checkbox"/>	Test 2	Sony VAIO	10	--	0	Enabled	
<input type="checkbox"/>	Test 2	Sony VAIO	10	--	0	Enabled	
<input type="checkbox"/>	special	Apple Cinema 30"	20	--	20	Disabled	
<input type="checkbox"/>	trolley	HP LP3065	200	--	2	Enabled	
<input type="checkbox"/>	home appliance	HTC Touch HD	50000	--	1	Enabled	
<input type="checkbox"/>	1		1	--	0	Disabled	
<input type="checkbox"/>	laptop	HP LP3065	25	--	30	Enabled	
<input type="checkbox"/>	3rd product	HP LP3065	300	--	63	Enabled	

Filters

Name

Products

Quantity

Batch Expiry

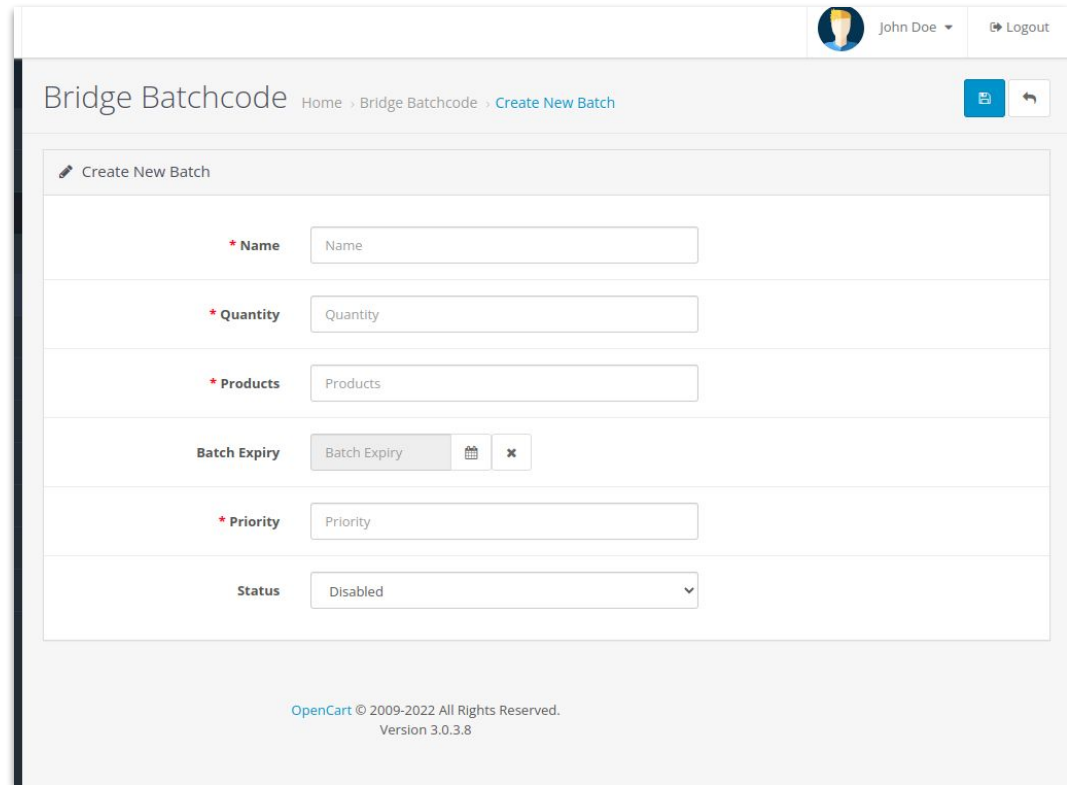
Status

Filter



Add new Batch code


Here we can add new Batch code with Name, Quantity, Category, Product Name and Expiry Date. Here the product can be filtered by category.



The screenshot shows a web interface for creating a new batch code. The page title is "Bridge Batchcode" and the breadcrumb trail is "Home > Bridge Batchcode > Create New Batch". The user is logged in as "John Doe" and there is a "Logout" link. The form is titled "Create New Batch" and contains the following fields:

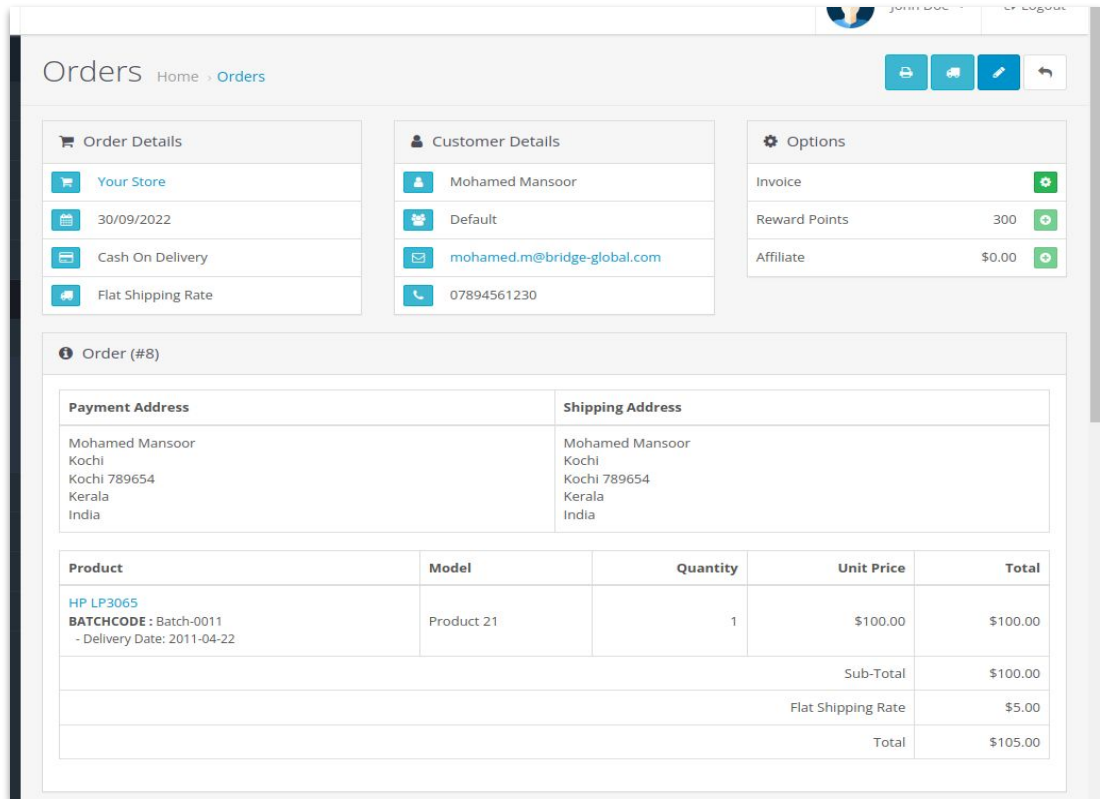
- Name**: A text input field with a red asterisk indicating it is required.
- Quantity**: A text input field with a red asterisk indicating it is required.
- Products**: A text input field with a red asterisk indicating it is required.
- Batch Expiry**: A date picker field with a calendar icon and a close icon (X).
- Priority**: A text input field with a red asterisk indicating it is required.
- Status**: A dropdown menu currently set to "Disabled".

At the bottom of the page, the footer text reads: "OpenCart © 2009-2022 All Rights Reserved. Version 3.0.3.8".



Adding Batch code to shipment

If the product has a Batch code, it will be listed as in the image and the Admin can select any of the Batch code for the shipment.



The screenshot shows the 'Orders' page in the admin panel. It displays order details, customer information, and a table of items with a batch code.

Order Details

- Your Store
- 30/09/2022
- Cash On Delivery
- Flat Shipping Rate

Customer Details

- Mohamed Mansoor
- Default
- mohamed.m@bridge-global.com
- 07894561230


Options

- Invoice
- Reward Points: 300
- Affiliate: \$0.00

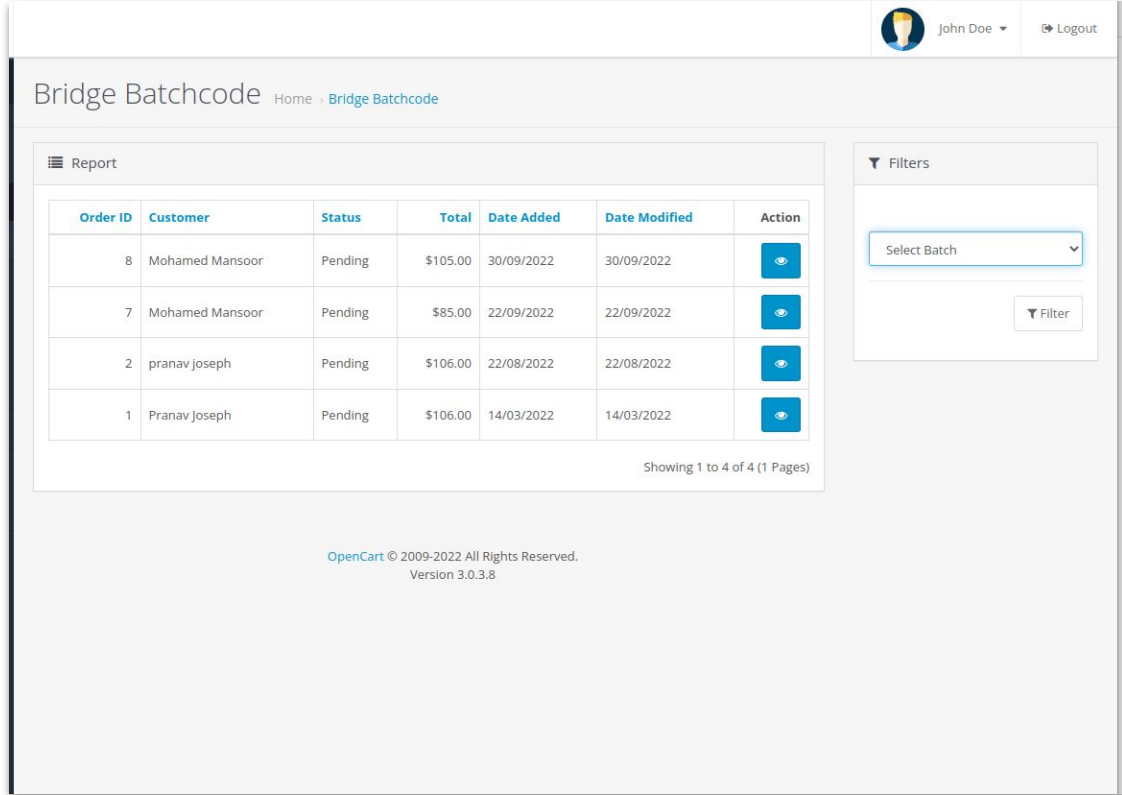
Order (#8)

Payment Address		Shipping Address		
Mohamed Mansoor Kochi Kochi 789654 Kerala India		Mohamed Mansoor Kochi Kochi 789654 Kerala India		





Product	Model	Quantity	Unit Price	Total
HP LP3065 BATCHCODE : Batch-0011 - Delivery Date: 2011-04-22	Product 21	1	\$100.00	\$100.00
			Sub-Total	\$100.00
			Flat Shipping Rate	\$5.00
			Total	\$105.00



Here, we can search customers who purchased product and shipped from a certain Batch code.




The screenshot shows a web application interface for "Bridge Batchcode". At the top right, there is a user profile for "John Doe" and a "Logout" button. The main heading is "Bridge Batchcode" with a breadcrumb trail "Home > Bridge Batchcode". Below this is a "Report" section with a table of orders. To the right of the table is a "Filters" sidebar containing a "Select Batch" dropdown menu and a "Filter" button. The table has columns for Order ID, Customer, Status, Total, Date Added, Date Modified, and Action. The footer of the page includes the text "OpenCart © 2009-2022 All Rights Reserved. Version 3.0.3.8".

Order ID	Customer	Status	Total	Date Added	Date Modified	Action
8	Mohamed Mansoor	Pending	\$105.00	30/09/2022	30/09/2022	
7	Mohamed Mansoor	Pending	\$85.00	22/09/2022	22/09/2022	
2	pranav joseph	Pending	\$106.00	22/08/2022	22/08/2022	
1	Pranav Joseph	Pending	\$106.00	14/03/2022	14/03/2022	

Showing 1 to 4 of 4 (1 Pages)

OpenCart © 2009-2022 All Rights Reserved.
Version 3.0.3.8





opencart

THANK YOU